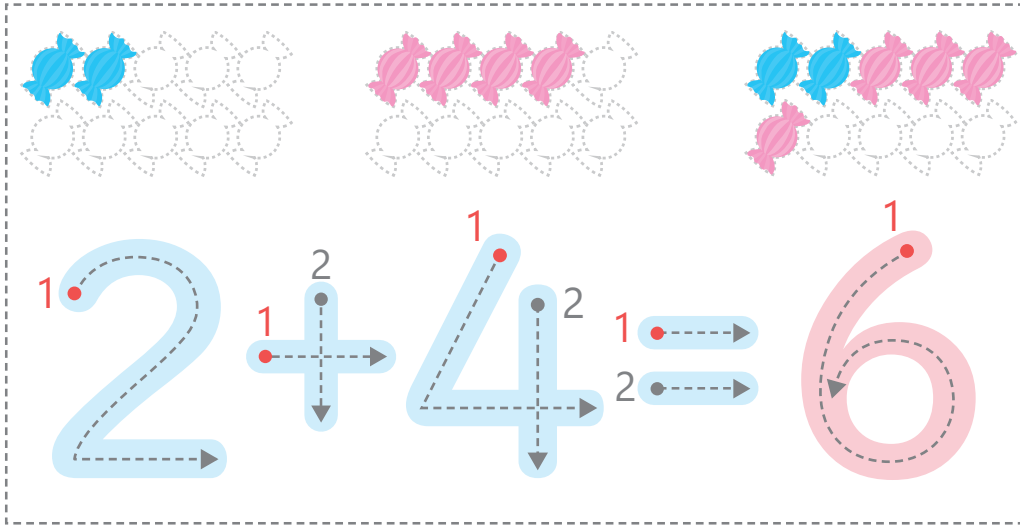
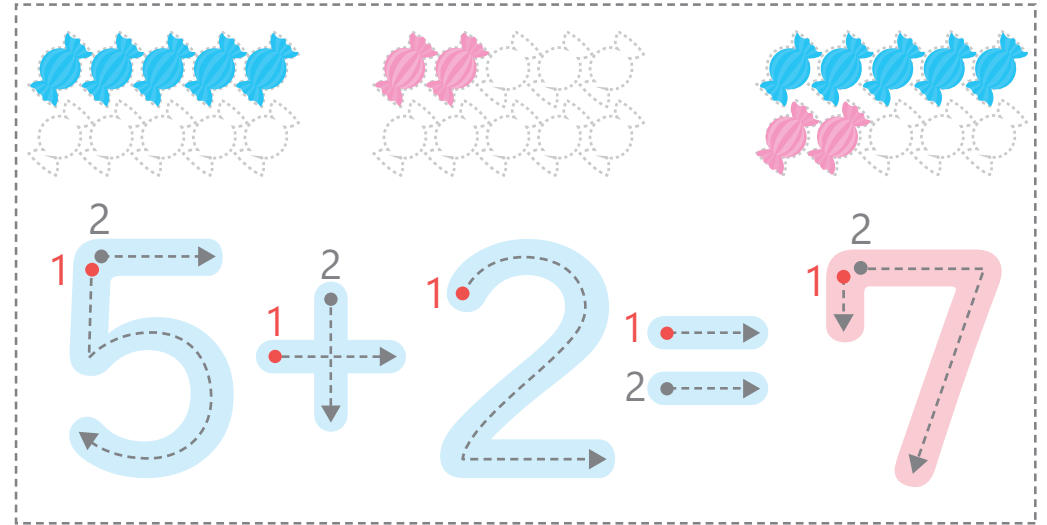


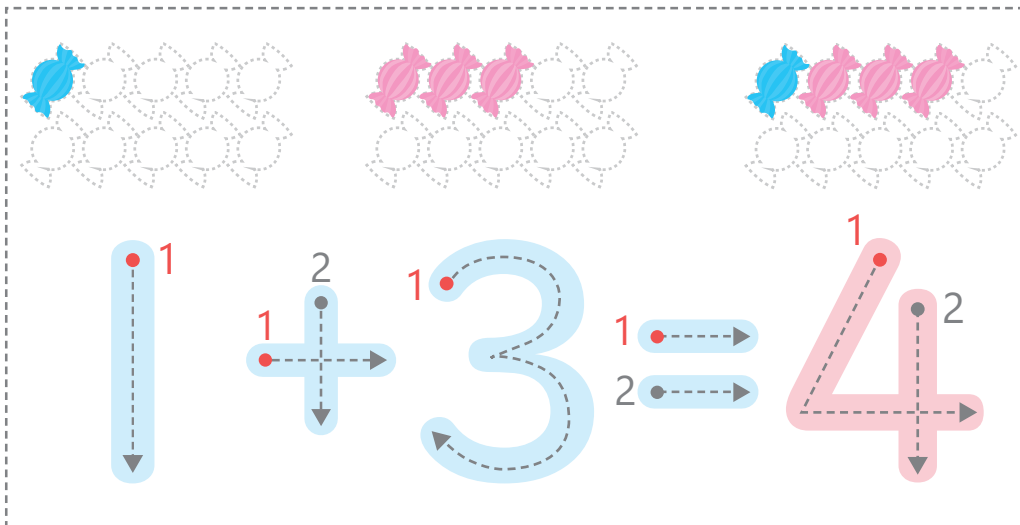
たしざんを なぞって こたえをかきましょう。アメにもいろをぬりましょう。



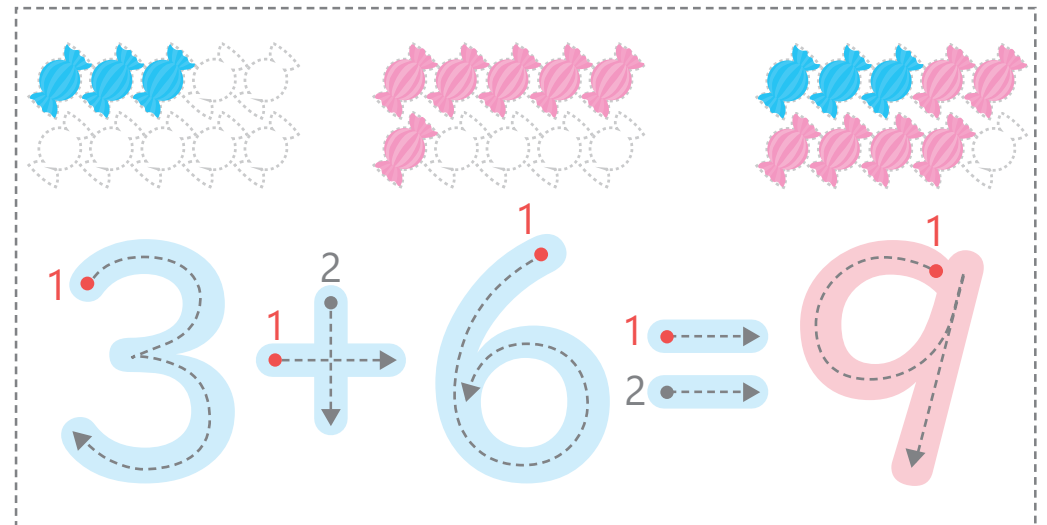
Activity 1: Candy counting and number tracing. The top row shows three groups of candies: 2 blue candies, 4 pink candies, and a mix of 2 blue and 2 pink candies. Below are tracing guides for the numbers 2, 4, and 6. The number 2 is formed by a vertical line (1) and a curve (2). The number 4 is formed by a vertical line (1) and a horizontal line (2). The number 6 is formed by a vertical line (1) and a circle (2).



Activity 2: Candy counting and number tracing. The top row shows three groups of candies: 5 blue candies, 2 pink candies, and a mix of 5 blue and 2 pink candies. Below are tracing guides for the numbers 5, 2, and 7. The number 5 is formed by a vertical line (1) and a curve (2). The number 2 is formed by a vertical line (1) and a curve (2). The number 7 is formed by a vertical line (1) and a horizontal line (2).



Activity 3: Candy counting and number tracing. The top row shows three groups of candies: 1 blue candy, 3 pink candies, and a mix of 1 blue and 3 pink candies. Below are tracing guides for the numbers 1, 3, and 4. The number 1 is a vertical line (1). The number 3 is formed by a vertical line (1) and a curve (2). The number 4 is formed by a vertical line (1) and a horizontal line (2).



Activity 4: Candy counting and number tracing. The top row shows three groups of candies: 3 blue candies, 6 pink candies, and a mix of 3 blue and 6 pink candies. Below are tracing guides for the numbers 3, 6, and 9. The number 3 is formed by a vertical line (1) and a curve (2). The number 6 is formed by a vertical line (1) and a circle (2). The number 9 is formed by a vertical line (1) and a circle (2).